







PULL TRAILERS & BODIES

<u>PICTURE</u>	<u>DESCRIPTION</u>	<u>PRICE</u>
	<p>NEW CLASSIC STEEL 3 AXLE END DUMP PUP TRAILER</p> <p>Category: heavy trucks</p> <p>2008 Pioneer Truckweld 3 axle steel classic pony 15 cu' - 15'6" one piece 3/16 AR400 floor - (6) 385/65R's on 22.5 aluminum - 48" high tailgate no slope - 40" sides - Hutch 3 leaf - NAP</p>	\$42,410.00
	<p>NEW END DUMP 4 AXLE PUP TRAILER</p> <p>Category: heavy trucks</p> <p>The Logger, with sleek single-wall design, is a great body for your general hauling requirements. The latest in abrasion-resistant materials make this box tough and durable, ready to work day after day. 19 Cubic Yards, 4mm AR-400 material, Drawbar Jack, Hutch H9700 Single Leaf Spring, Steel Box Hinged Drawbar Trailer Design, 210" 3/16" AR-400 Floor, 40" Straight 4mm AR-400 Sides, Length/Width 17.5' x 96" Plus Drawbar, Wheels: (8) 12.25 x 22.5 Aluminum; Tires: (8) Michelin 385/65R22.5 XZY3, 48" 3/16" AR-400 No Slope w/ Electric over Air Release Tailgate, Drawbar Length: Extendable - 284" Retracted with 84" adjustment, (2) Steps On Front Dash; Fenders Integral With Body; Mud Flaps at Front and Rear of Body, Silver Body on Black Chassis</p>	\$46,875.00
	<p>NEW SEMI ELLIPTICAL TRUCK DUMP BODY</p> <p>Category: heavy trucks</p> <p>(2) Brand New K&H Steel Semi Elliptical 17' Truck Bodies - All (2) have High Lift Gates - 1/4" AR-450 construction - 42" sides - Boxes come complete with mounting hardware, Lights , Hoists, Body props and Cab Controls - Ready to Mount</p>	\$12,300.00
	<p>NEW STEEL CLASSIC TRUCK DUMP BODY</p> <p>Category: heavy trucks</p> <p>2008 PTW Steel Classic Truck Body Only-1/4" AR-400 @ 180"length-12.3 CU capacity-Sloped sides-sloped tailgate - LED lights and Side boards included along with mud flaps and body prop</p>	\$15,150.00
	<p>NEW SEMI ELLIPTICAL TRUCK DUMP BODY</p> <p>Category: heavy trucks</p> <p>K&H 16.6' steel dump truck body Only. 3/16th AR-400, Hycy 4 stage cylinder included, includes mounting kit - *Mounting available*</p>	\$14,000.00
	<p>NEW STEEL CLASSIC TRUCK DUMP BODY</p> <p>Category: heavy trucks</p> <p>(2) - PTW Truckweld Steel Classic Square Truck Bodies Only - 18' 3/16 AR-400 floor - Side Boards & Flaps included - LED Lights - Sloped Hi Lift Tailgate 48" high - Price is Per box - Silver Paint - Ready to go!</p>	\$15,200.00



NEW STEEL TRAILER DUMP BODY

Category: heavy trucks

\$14,500.00

(2) New PTW Classic Steel Square Trailer Bodies Only - Has horizontal side brace - set up for Side Boards - Front ladder. No slope sides and gate.



NEW ALUMINUM TRAILER DUMP BODY - 17'6" Long

Category: heavy trucks

\$18,500.00

(2) New 2008 Pioneer Truckweld Classic Square Aluminum Trailer Bodies Only - Double wall Classic design - 17'6" floor length - 42" sides - Polished Aluminum in stock ready to ship



NEW ALUMINUM TRAILER DUMP BODY - 17'6" Long

Category: heavy trucks

\$18,500.00

(2) New 2008 Pioneer Truckweld Classic Square Aluminum Trailer Bodies Only - Double wall Classic design - 17'6" floor length - 42" sides - Polished Aluminum in stock ready to ship



BEALL 3 AXLE CONTAINER TRAILER OR STORAGE TRAILER

Category: heavy trucks

\$34,500.00

2009 BEALL 3 axle steel Container Chassis - Hutch 3 leaf spring suspension - (12) steel 22.5's and (12) 11R Michelin's - Front Diamond plate fenders - Black Paint - LED Lighting - 2 speed landing gear - 40,000# capacity

BOTTOM & REAR DUMP TRAILERS



NEW BEALL 24 YD BOTTOM DUMP SEMI TRAILER

Category: heavy trucks

Call

New 2008 24 Yard 42' Tandem POLISHED Aluminum Bottom Dump, 2) 49" Spacing (Steel Bolt-on Windrow Deflector on front axle), Hutch 3-Leaf Suspension, Length/Width 40' x 96", Cramaro Slide'N Go Manual tarp w/black mesh tarp, Air Operated Single Gate, Weight 9800 # (+/- 3%)



NEW BEALL HARDBODY END DUMP SEMI TRAILER

Category: heavy trucks

\$40,500.00

Frameless 1/2 Round Steel End Dump, 27 Cubic Yards, 44000# single point Suspension, 39' oal/102", Tires: 11R24.5 100% Wheels: 8.25 x 24.5 steel, Double Acting Tailgate



NEW BEALL BOTTOM BOTTOM DUMP SEMI TRAILER

Category: heavy trucks

Call

New 2007 beall bottom dump. 21.5 cu yd capacity. 9'-7".102" (at top). 39'-3" (c/l of king pin to c/l of rear axle: 35'-8"). 10 ga. High strength steel upper and lower hopper.93" x 198" inside top opening. 59" x 112" single hopper. 30 gallon air reservoir. Mtd in rear. Versa valve mtd street side with 4-way plug at front. (2) 7" pneumatic cylinders, outboard mount. Full fenders front and rear. Permit holder curbside front.stiff leg landing gear on gate. Spreader chains included. Windrow deflector included on front axle. Trucklite sealed beam in grommet, (2) tail lights per side, (3) marker lights per side, (1) id cluster at rear, (1) license plate light.hutch ch9700-t flange mount suspension. (4) 3-leaf steel springs. (2) 5" round, 71-1/2" track, 1/2" wall, tn-spindle axles. 16 1/2" x 7" "q" linings, 10 std hub pilot wheels,(4) outboard mount cast drums. Haldex (2s/1m) plc abs air brake control system.(4) haldex type 30-30 spring break chambers.(4) gunite 5-1/2" auto slack adjusters (8) 8.25 x 22.5 white steel disc wheels. (8) 11r22.5 tires. Oscillating upper fifth wheel.painted white.



NEW BEALL 24 YD BOTTOM DUMP SEMI TRAILER

Category: heavy trucks

\$79,740.00

New 2009 24 Yard 42' Tri-axle POLISHED Aluminum Bottom Dump, Hutch 2 stage-2 leaf spring, Length/Width 42' x 96", (6) 385/65R Mich. XZY3 - Alum Wheels, Pintle Hitch with air/electric, Jogging Valve on separate 6-way, Cramaro (Mesh) Manual Slide'N Go, Black SEM on all steel parts, Weight Approx. 11,380#



NEW BEALL END DUMP SEMI TRAILER

Category: heavy trucks

\$42,150.00

Frameless 1/2 Round Steel End Dump, 27 Cubic Yards, 200K Yield 1/4" Steel, 2) 77 1/2" Track, 51" Axle Centers, 44,000# Single Point, Overslung (2-Spring) Suspensions, 1/4" Floor, 46" High Sides, 35' 10" OAL x 102" OAW (29' 11" King ping to C/L rear axle), 24.5" Tires, Tailgate: 1/4" T1 A514 Steel With Air Operated Latch and Double Acting 50 1/2" High Lift Gate Sloped, Electric over Air Release. 2) Spreader Chains on Main Crossmember with Drop-In Bracket at Lower Corners of Tailgate. Tarp Hooks: 11) Each Side, 4) on Tailgate, Slide N Go Electric Tarp, Draft Arms: 3" x 4" Heavy Duty Structural Tube. 76" Width At Body Hinge Point

LIQUID TRAILERS - More Online



STAINLESS STEEL WATER TANKER

Category: heavy equipment

\$20,000.00

Rare Short, Maneuverable Triaxle Water Tanker: 1991 Krohnert, 6000 IG (27276 litres), 2 Compartments, Stainless Steel Barrel, 3 Axles, Large Rear Cabinet; both Compartments Manifoldd into 1 outlet (or can be run separately), Wash Out System Installed, Stainless Fenders, Great for Water, Fertilizer et... and comes with a new safety